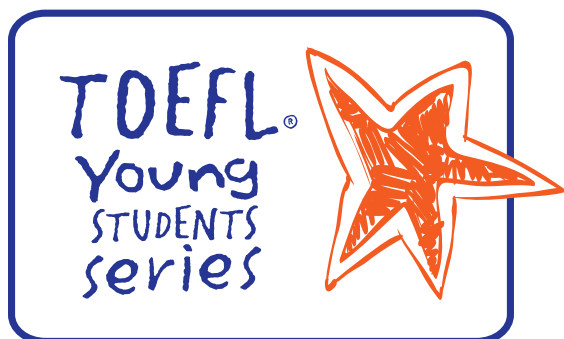


TOEFL® Young Student Series

English Learning Center iPad® 使用説明

2016年4月




目錄

目錄.....	1
開啟行動裝置App搜尋工具.....	2
搜尋YSS ELC App.....	2
安裝YSS ELC App.....	3
回到主畫面.....	4
從YSS ELC App直接進入口說練習.....	5
在iPad網路瀏覽器上使用ELC.....	5
完成口說練習.....	6
在iPad上進行口說測驗練習.....	7

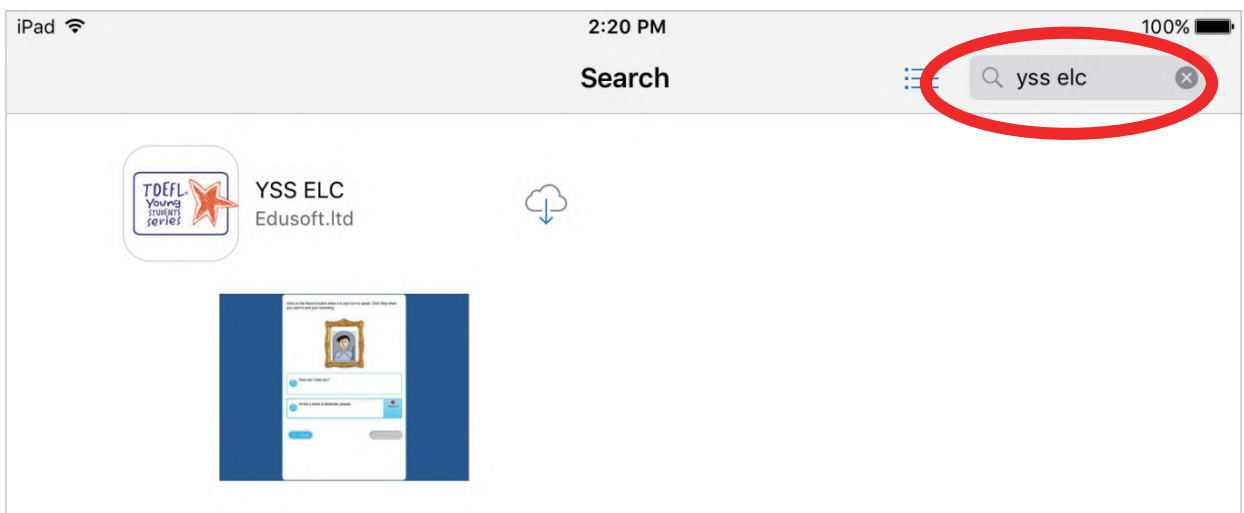
開啟行動裝置App搜尋工具

點選iPad中的「App Store」圖示以開啟App搜尋工具。



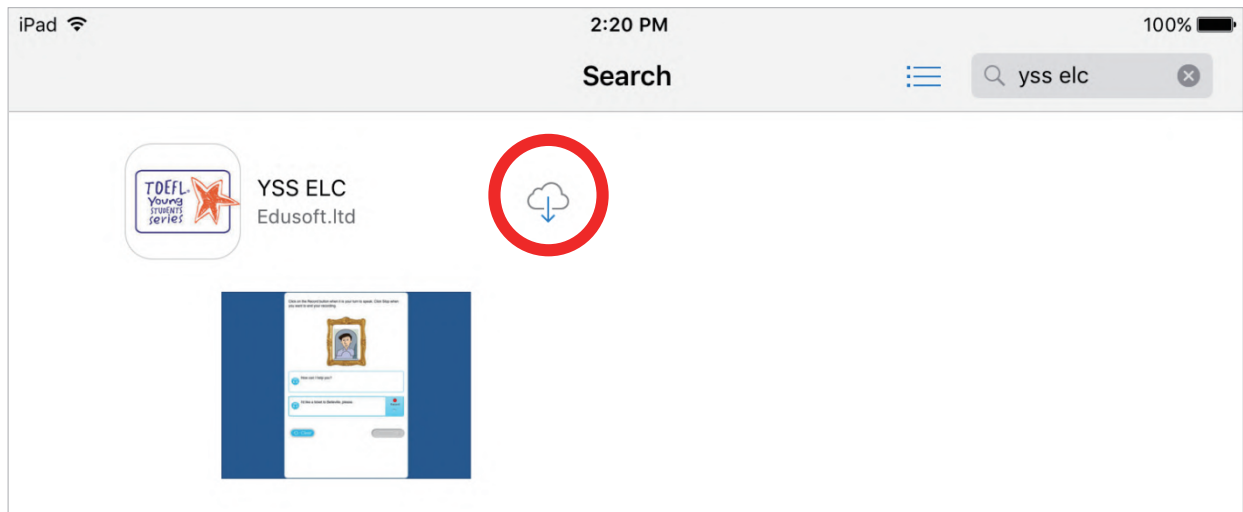
搜尋YSS ELC App

App Store畫面右上角的搜尋欄輸入「YSS ELC」來搜尋YSS ELC App。

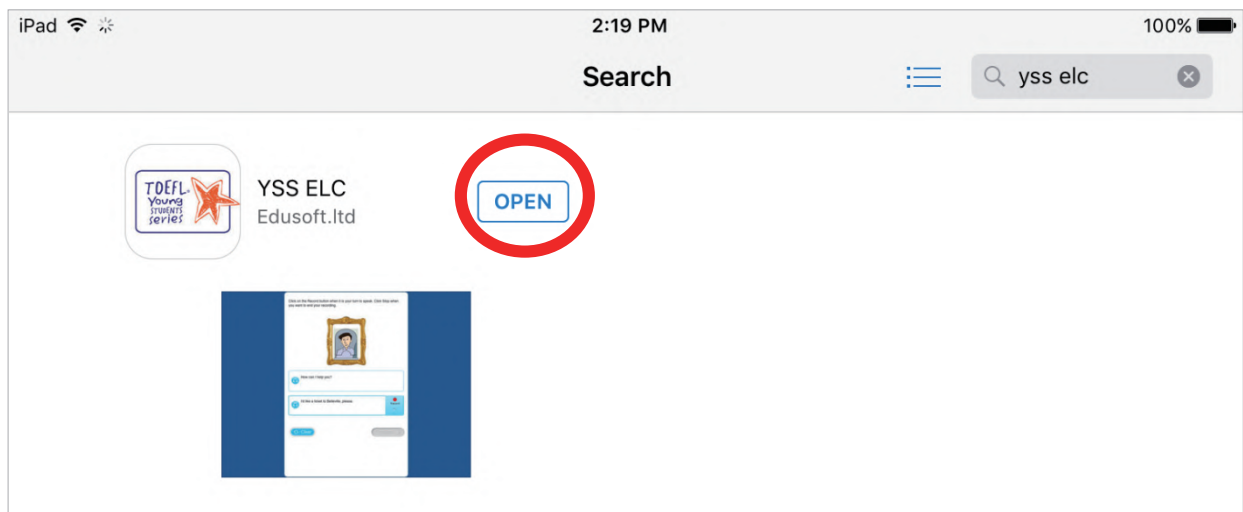


安裝YSS ELC App

點選下載圖示，安裝YSS ELC App。




下載完成後，下載圖示將改為顯示「打開（或open）」。



回到主畫面





回到iPad主畫面後，你會看見「YSS ELC App」圖示。



從YSS ELC App直接進行口說練習

從iPad主畫面中點選「YSS ELC」應用程式，直接進入ELC進行口說練習。


To practice a TOEFL Junior® or Primary™ English Learning Center sample speaking activity, click on one of the pictures below.

<p>TOEFL® Primary™ Sample Speaking Activity 1</p> 	<p>TOEFL® Primary™ Sample Speaking Activity 2</p> 
<p>TOEFL Junior® Sample Speaking Activity 1</p> 	<p>TOEFL Junior® Sample Speaking Activity 2</p> 

Copyright © 2015 by Educational Testing Service. All rights reserved. ETS, the ETS logo, LISTENING. LEARNING. LEADING., TOEFL and TOEFL JUNIOR are registered trademarks of Educational Testing Service (ETS) in the United States and other countries. TOEFL PRIMARY is a trademark of ETS. All other trademarks are property of their respective owners.

在iPad網路瀏覽器上使用ELC

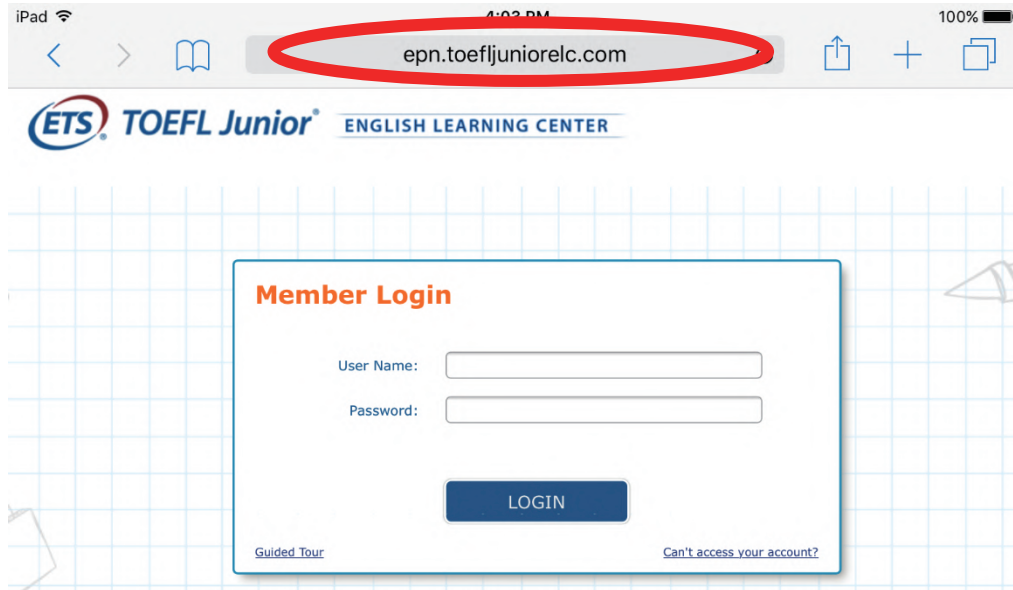
1. 開啟iPad中的網路瀏覽器（建議使用Safari）



2. 輸入下列任一網址

- a. TOEFL Junior ELC - <http://epn.toefljuniorelc.com/>
- b. TOEFL Primary ELC - <http://epn.toeflprimaryelc.com/>

3. 以指定的帳號和密碼登入ELC



完成口說練習

在iPad的網路瀏覽器使用ELC進行口說練習時，YSS ELC App會自動開啟。完成口說練習後，即可離開YSS ELC App，回到iPad的網路瀏覽器使用ELC進行下一個活動。



在 iPad 上進行口說測驗練習

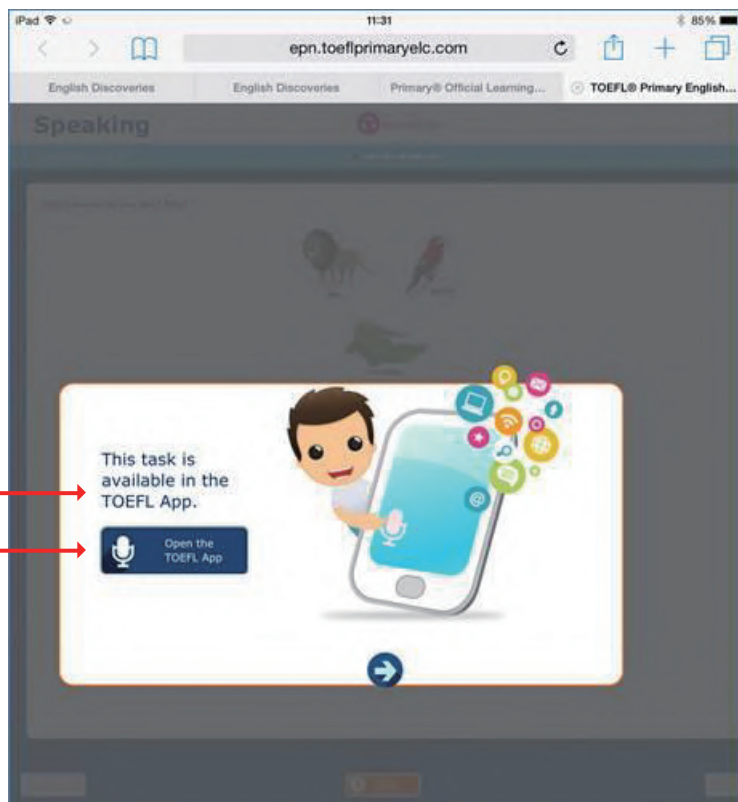
1. 進入 ELC 首頁，點選「Practice Center」，按下「Start Speaking Practice」。



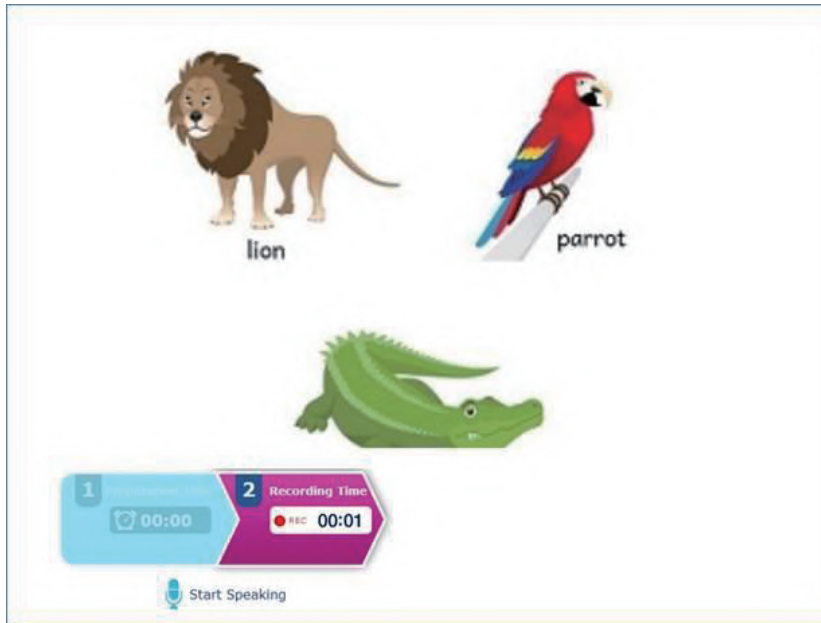
2. 點選後將會開啟一個新分頁，開始進行口說測驗練習題。
3. 當需要錄製口說練習時，下列訊息會出現在畫面中：

請至 TOEFL App 進行此項口說練習

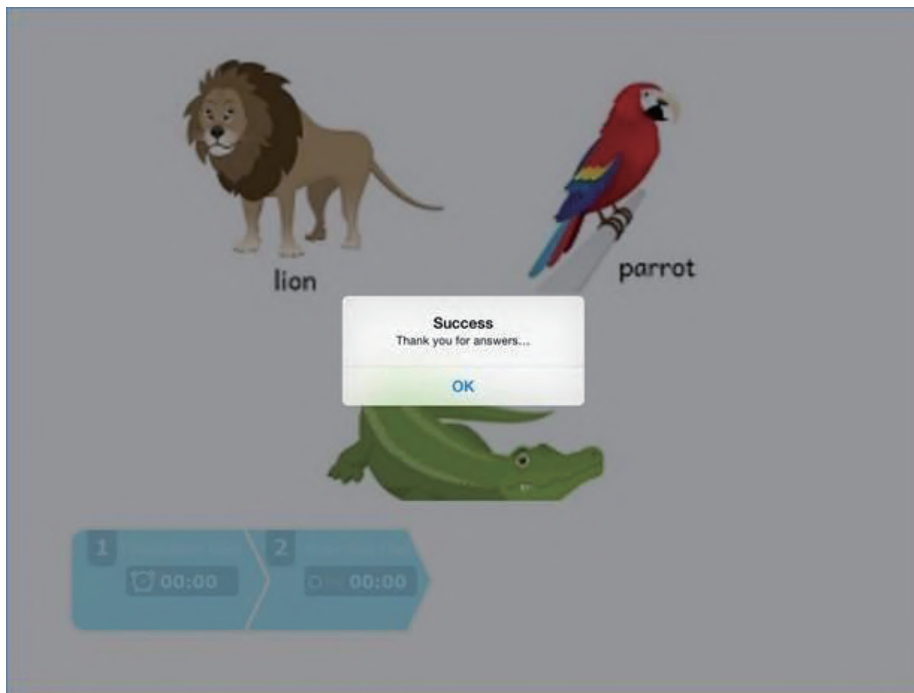
開啟 TOEFL App



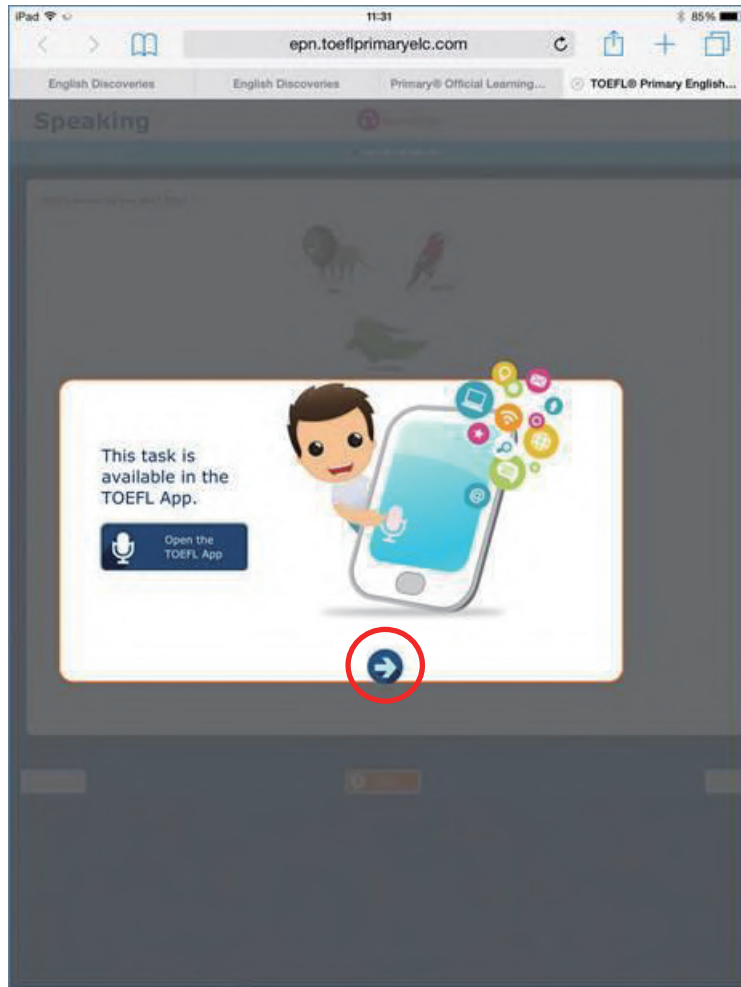
4. 點選「Open the TOEFL App」圖示後，將會導向至YSS ELC App：



5. 完成錄音後，請稍待片刻，畫面將出現確認訊息，以確認錄音傳送成功：



- 畫面出現錄音成功傳送的訊息後，點選「OK」結束此訊息方塊，利用iPad的「App切換器」檢視所有使用中的App（快速按兩下iPad的Home鍵，或是從iPad下緣向上滑動並在螢幕中央停頓），接著點選剛剛使用ELC的網路瀏覽器，回到ELC。
- 回到使用ELC的網路瀏覽器後，點選畫面中訊息方塊下方的藍色箭頭，繼續練習測驗：



- 重覆上述的步驟直到測驗練習題完成為止。

www.ets.org/toeflyoungstudentsseries

TOEFL®
Young
STUDENTS
series



About the *TOEFL*® Young Students Series

Designed to set the foundation for the successful development of English-language skills, the *TOEFL*® Young Students Series features age-appropriate assessments, products and services — including the *TOEFL Junior*® and *TOEFL Primary*™ tests, and the English Learning Center — to help guide younger students to the next steps of learning.

Copyright © 2016 by Educational Testing Service. All rights reserved. ETS, the ETS logo, TOEFL and TOEFL JUNIOR are registered trademarks of Educational Testing Service (ETS) in the United States and other countries. TOEFL PRIMARY is a trademarks of ETS. All other trademarks are property of their respective owners.30705



www.ets.org